



## Isolated Digital Input PCI Express Mini Card Data Sheet

### FEATURES

### MODELS mPCIe-II-16, mPCIe-II-8, AND mPCIe-II-4

- PCI EXPRESS MINI CARD (mPCIe) TYPE F1, WITH LATCHING I/O CONNECTORS
- CHANGE-OF-STATE (CoS) DETECTION IRQ GENERATION
- 9" CABLE (228MM), STANDARD, CONNECTS ISOLATION MODULE TO mPCIe-DIO CARD
- PANEL-MOUNTABLE DB-37M ISOLATION MODULE
- 16, 8 OR 4 OPTICALLY-ISOLATED NON-POLARIZED INPUTS UP TO 31VDC/AC
- 4 LVTTTL I/O LINES PROGRAMMABLE AS INPUTS OR OUTPUTS IN GROUPS OF 2 LINES
- AVAILABLE INDUSTRIAL TEMP (-40°C TO +85°C), ROHS STANDARD

### FUNCTIONAL DESCRIPTION

The mPCIe-II-16 consists of a type F1 PCI Express Mini Card (mPCIe) interface board that connects to a Mobile-ITX-sized, DB-37M Isolation Module via an included 9" cable. That module is designed to be easily panel-mounted in any application environment. It uses the high speed PCI Express bus to transfer digital data to and from the card. The digital I/O is compatible with 8255 PPI chips making it easy to program. This allows for simple and trouble-free migration from other ACCES PCI and PCI Express digital I/O cards, but also provides for advanced features enabled by the onboard FPGA logic.

The mPCIe-II family of cards are well suited to complex environments, mitigating otherwise challenging ground-loops, high-common-mode, and transient voltage spikes common in electrically-noisy industrial or factory locations. The broad voltage compatibility allows use in a wide range of applications.

The non-polarized inputs support both AC and DC, and configuration jumpers allow 4.7ms input filters to be enabled per-channel, as desired – required for AC use. The Isolated Inputs support voltages from 3 to 31 VDC/VAC RMS [40Hz to 10000Hz], as well as standard 12/24 AC control transformer signals.

Rounding out the utility of this solution are the 4 LVTTTL general purpose I/O lines, programmable as inputs or outputs in groups of 2 lines. These lines are pulled up to VCCIO via 10k ohm resistors, useful for monitoring dry contacts that don't need isolation.

### SPECIAL ORDER

Please contact ACCES with your precise requirement. Examples of special orders would be conformal coating, custom software or product labelling, and more. We will work with you to provide *exactly* what is required.



### ACCESSORIES

Available accessories include:

- |                  |                                 |
|------------------|---------------------------------|
| ADAP37M, STB-37  | 37-pin Screw Terminal Accessory |
| mPCIe-HDW-KIT2   | Mounting hardware for 2mm       |
| mPCIe-HDW-KIT2.5 | Mounting hardware for 2.5mm     |

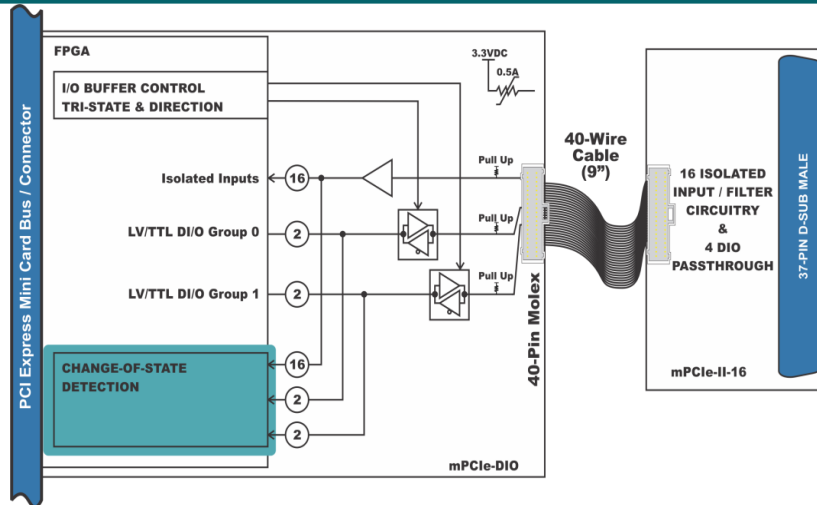
### SOFTWARE

The card is supported for use in most operating systems and includes a free DOS, Linux, and Windows 2000/XP/2003/Vista/7/8/10 compatible software package. This package contains sample programs and source code in Visual Basic, Delphi, and Visual C++ for Windows. Also provided is a graphical setup program in Windows. Linux support includes installation files and basic samples for programming from user level via an open source kernel driver. Third party support includes a Windows standard DLL interface usable from the most popular application programs, and includes LabVIEW 8.5+ VIs. Embedded OS support includes Windows XPe, WES7, WES8, etc. Full register-level documentation of all features ensures easy compatibility in any application environment.





## Isolated Digital Input PCI Express Mini Card Data Sheet



### PC Interface

PCI Express Mini Card Type F1 "Full Length"

Note: Device's connector violates component height restrictions

### Isolated Inputs

Number	16 (or 8 or 4)
Type	Non-polarized, optically isolated from each other and from the computer (CMOS compatible)
Voltage	3 to 31 DC or AC RMS (40 to 10000Hz)
Isolation	500V channel-to-ground and channel-to-channel
Resistance	1.8KΩ in series with opto-coupler
Filter Response	Rise-time 4.7 ms Fall-time 4.7 ms
No-Filter	Rise-time 10 μs Fall-time 30 μs

### Digital I/O Lines

Number	4
Type	High Side Power MOSFET Switch. Protected against short-circuit, over-temp, ESD; drives inductive loads.
Voltage Range	5-34VDC recommended (customer supplied) for continuous use, 40VDC absolute maximum
Current Rating	2A maximum
Turn On time	90μsec (typical)
Turn Off time	110μsec (typical)
Digital Ins	Logic High 2.0V to VCCIO (3.3VDC, 5VDC tolerant) 4 or 2 LVTTTL Logic Low 0V to 0.8V
Digital Outs	Logic High 2.0V (min) 24mA source 4 or 2 LVTTTL Logic Low 0.55V (max) 24mA sink

### Environmental

Temperature	Operating 0°C to 70°C (order "-T" for -40° to 85°C) Storage -65° to 150°C
Humidity	5% to 95%, non-condensing
Power required	+3.3VDC @ 360mA (typical)

### Physical

mPCIe board characteristics	
Weight	6.2 grams
Size	Length 50.95mm (2.006") Width 30.00mm (1.181")
I/O connector	On-card Molex 501190-4017 40-pin latching mating Molex 501189-4010
Isolation Module characteristics	
Weight	38.2 grams (+ 11.2 grams for the 9" cable)
Size (Mobile-ITX sized)	Length 2.952" Width 1.772"
I/O connector	On-module Male, D-Sub Miniature, 37-pin mating Female, D-Sub Miniature, 37-pin

Signal Definitions	
Signal	Meanings
IN A	Non-Polarized Isolated Input "A" Side
IN B	Non-Polarized Isolated Input "B" Side
LVTTTL I/O	Digital I/O pin (3.3VDC, +5VDC tolerant)
GND	Digital Ground for use with LVTTTL I/Os

DB-37 Male Pinout			
1	IN A 7	20	IN B 7
2	IN A 6	21	IN B 6
3	IN A 5	22	IN B 5
4	IN A 4	23	IN B 4
5	IN A 3	24	IN B 3
6	IN A 2	25	IN B 2
7	IN A 1	26	IN B 1
8	IN A 0	27	IN B 0
9	LVTTTL 3	28	LVTTTL 2
10	GND	29	LVTTTL 1
11	LVTTTL 0	30	IN B 15
12	IN A 15	31	IN B 14
13	IN A 14	32	IN B 13
14	IN A 13	33	IN B 12
15	IN A 12	34	IN B 11
16	IN A 11	35	IN B 10
17	IN A 10	36	IN B 9
18	IN A 9	37	IN B 8
19	IN A 8		

### ORDERING GUIDE

mPCIe-II-16	16 Isolated Inputs and 4 LVTTTL I/O's mPCIe Card
mPCIe-II-8	8 Isolated Inputs and 4 LVTTTL I/O's mPCIe Card
mPCIe-II-4	4 Isolated Inputs and 4 LVTTTL I/O's mPCIe Card
Add -T to your model # for Industrial Temperature Option (-40° to 85°C)	

## Assured Systems

Assured Systems is a leading technology company with over 1,500 regular clients in 80 countries, deploying over 85,000 systems to a diverse customer base in 12 years of business. We offer high-quality and innovative rugged computing, display, networking and data collection solutions to the embedded, industrial, and digital-out-of-home market sectors.

### US

[sales@assured-systems.com](mailto:sales@assured-systems.com)

Sales: +1 347 719 4508

Support: +1 347 719 4508

1309 Coffeen Ave  
Ste 1200  
Sheridan  
WY 82801  
USA

### EMEA

[sales@assured-systems.com](mailto:sales@assured-systems.com)

Sales: +44 (0)1785 879 050

Support: +44 (0)1785 879 050

Unit A5 Douglas Park  
Stone Business Park  
Stone  
ST15 0YJ  
United Kingdom

VAT Number: 120 9546 28

Business Registration Number: 07699660