



19" Wall Mounted  
Android Advertising Display



## Overview

### Plug and Play

Plug and Play is the easiest and most simple way to upload content to the screen. Simply load images and videos on a USB stick, insert in the display. Wait for your content to copy over and then remove. Your images and videos will now play in a continuous loop.

### LED Backlight

Improves brightness and contrast as well as improving their lifespan and reducing their power consumption. Unlike other forms of light this technology is mercury free; making it even more eco-friendly. The panel and backlight have a lifespan in excess of 50,000 hours.

### Giant Tablet Styling

Designed to resemble a giant smartphone or tablet. The sleek and sexy look is achieved with a striking aluminium surround and stunning IPX1 rated edge-to-edge glass.

### Integrated Android Media Player

The integrated Android Media Player allows for super fast updates. If required you can also run third party Digital Signage software via the Android PC board.



### Commercial Grade

Designed for use in commercial applications this screen can run 24/7. No external buttons or controls to avoid tampering.

### Lockable Door

Secure access to the AV ports and USB ports to prevent any unwanted updates.

### Attach Devices

If you want to use the screen as a monitor you can attach devices via HDMI and VGA.



### Network Upgrade


The screen can be upgraded to become a network screen that unlocks a host of new features including remote updates and multiple media zones.

### Portrait/Landscape Orientation

The screen can be used in either a landscape or portrait orientation depending on your requirement.

### Free Wall Mount

The screen comes with a super-slim wall mount that allows the screen to be securely mounted in either landscape or portrait orientation.







## Plug and Play


These displays have their own built in HD Android media player and require no additional hardware or software. Load your pictures and videos onto a USB stick, open the screen's locker door and insert the USB stick, this copies the files to the screen's internal memory. Once you remove the USB stick your pictures and videos will play in a continuous loop. It couldn't be simpler to get your content onto the screen.



 Scheduling Software

## Free Scheduling Software

You can update your screen by simply copying your images and videos directly onto your USB stick but if you have more complicated requirements you can use the free scheduling software that comes with the screen. This software allows you to display different content at certain times of the day, for example a restaurant could display breakfast menus in the morning, lunch menus in the afternoon and dinner menus in the evening. You can also set image duration and transition effects using this software.



 24/7 USAGE 

## 24/7 Commercial Use

A commercial grade panel, with a lifespan of 50,000 hours, and high quality components ensure that this display can be in constant use 24/7. Tablet-like styling is achieved thanks to their tempered glass front and robust steel enclosure, framed in an unpainted aluminium surround, unlike cheap imitations





## Features

### Free Wall Mount



A Wall mount is included with your screen at no extra cost, making sure you have a complete signage solution. Small sized screens come with a secure mounting plate that allows for landscape or vertical mounting. The larger size displays come with a free landscape wall mount but can also be mounted in portrait using a vertical wall mount.

### Power Timer



This allows for reduced power usage by automatically powering off in hours that the displays are not required. You can set daily On/Off times for your displays.

### Android Media Player



These screens are more easily updatable and faster than ever before. The Android PC board makes it easy to upgrade your screen to be networked. The Android Media Player also allows you to run 3rd party Digital Signage software.

### Attach External Devices



Although the screens have an integrated Android Media Player, there is also a possibility to attach external devices if required. Simply connect your device to the screen, via VGA or HDMI.



**LED Backlight**



The LED backlight used is not only eco-friendly but also ensures the display has enhanced brightness and contrast. This technology increases the lifespan and reduces the power consumption by around 30%. This form of light technology is mercury free; safeguarding this screen's eco friendliness.

**Network Upgrade**

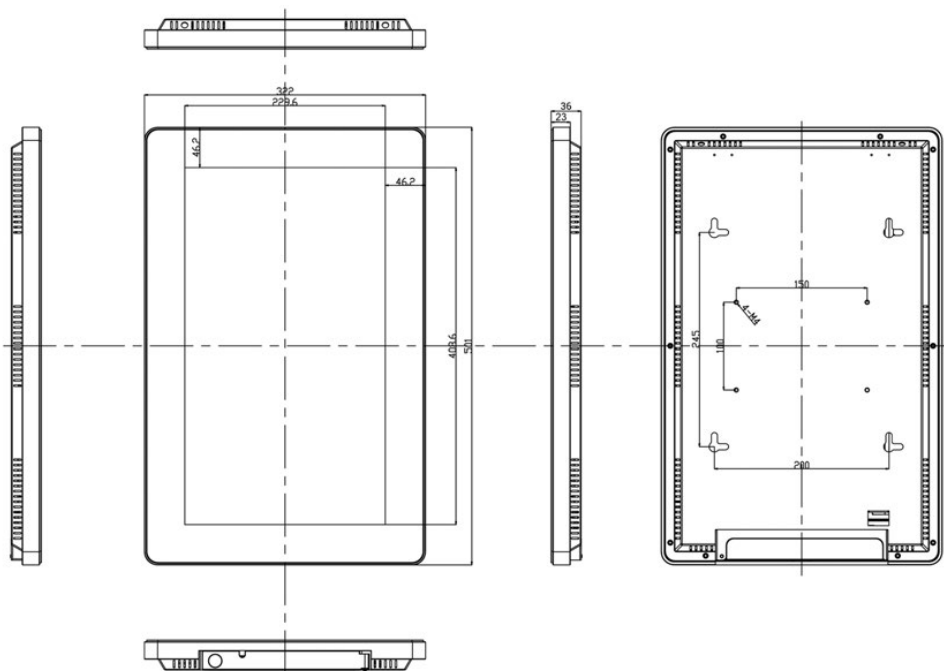


For a small charge you can also upgrade your screen to be networked, allowing you to remotely update your screen via LAN, WiFi or 3G.



<b>Panel</b>	Display Size	19 Inch	
	Resolution	1920x1080	
	Display Area (mm)	408.6x229.6	
	Aspect Ratio	16:9	
	Brightness (cd/m2)	450	
	Colour	16.7M	
	Viewing Angle	178°	
	Contrast Ratio	5000:1	
<b>Audio</b>	Speaker Type	2W, 5Ω (x2)	
<b>AV Inputs</b>	Video	HDMI, VGA	
	Audio	Audio Socket (3.5mm)	
<b>Power</b>	Power Consumption (W)	16	
	Input Voltage	AC110~240V (50Hz~60Hz)	
<b>Mechanical</b>	Unit Size (WxHxD mm)	501x322x36	
	Package Size (WxHxD mm)	580x430x120	
	VESA Holes (mm)	100x100/150x100	
	Net Weight (kg)	5.9	
	Gross Weight (kg)	7.8	
<b>Environmental</b>	Operating Temperature	0°C to 50°C	
	Storage Temperature	-30°C to 60°C	
	Operating Humidity	10% to 80%	
	Storage Humidity	5% to 95%	
<b>Computer</b>	Internal Media Player	Media Formats	Video (MPG, AVI, MP4, RM, RMVB, TS), Audio (MP3, WMA), Image (JPG, GIF, BMP, PNG)
		Media Resolution	1920x1080/1080x1920
		Internal Memory	6GB
		CPU	Dual-Core Cortex-A9 @1.6GHz
		GPU	Mali-400 MP4 @400MHz
		RAM	1GB DDR3
		ROM	8GB NAND
		USB	USB2.0 HOST (x2)
		LAN	10/100M Ethernet (Network version screen only)
		Wi-Fi	802.11b/g/n (Network version screen only)
		OS	Android 4.2.2
Graphic Engine	OpenGL ES 1.1/2.0, OpenVG 1.1		
<b>Accessories</b>	Included	Wall Mount, Scheduling Software, Remote Control, Key, User Manual	
	Optional	Network Upgrade, Touch Screen Upgrade, Special Wall Mount, Floor Stand/Trolley, Ceiling Mount, Table Stand	

**Technical Drawing:**



Errors and omissions excepted

## Assured Systems

Assured Systems is a leading technology company with over 1,500 regular clients in 80 countries, deploying over 85,000 systems to a diverse customer base in 12 years of business. We offer high-quality and innovative rugged computing, display, networking and data collection solutions to the embedded, industrial, and digital-out-of-home market sectors.

### US

[sales@assured-systems.com](mailto:sales@assured-systems.com)

Sales: +1 347 719 4508  
Support: +1 347 719 4508

1309 Coffeen Ave  
Ste 1200  
Sheridan  
WY 82801  
USA

### EMEA

[sales@assured-systems.com](mailto:sales@assured-systems.com)

Sales: +44 (0)1785 879 050  
Support: +44 (0)1785 879 050

Unit A5 Douglas Park  
Stone Business Park  
Stone  
ST15 0YJ  
United Kingdom

VAT Number: 120 9546 28  
Business Registration Number: 07699660